

# mini Micro Centrifuge



## Features

- Speed : 13,500 rpm (12,300 xg) ; 6,000 rpm (1,850 xg)
- Capacity : 12 x 1.5/2.0 mL ; 10 x 18 mL cryotube, 4 x 8 PCR strips
- Patented anti-vibration system and air-cooling to minimize noise and heat generation
- Very quiet operation at less than 56 dB
- "PULSE" key available for quick spin
- Autoclavable rotor, lid and adaptors







## Technical Specifications

<b>Max. RPM/PCF for Fixed Angle</b>	13,500 rpm / 12,300 xg	<b>Power Supply</b>	AC 230V, 50Hz (AC 220-230V, 60/50Hz; 110V optional)
<b>Max. Capacity for Fixed Angle</b>	12 x 1.5/2.0 mL, 4 PCR strips	<b>Power Requirement</b>	110 VA
<b>Time Control</b>	Pulse, timed < 30 min or continuous	<b>Dimension (W x D x H)</b>	208 x 245 x 145 mm
<b>RCF/RPM Conversion</b>	Yes	<b>Net Weight</b>	4.4 kg
<b>Acc. Time to Max. Speed</b>	≤12 sec	<b>CE MARK</b>	Yes
<b>Dec. Time from Max. Speed</b>	≤16 sec	<b>Cat No.</b>	GZ-1312
<b>Noise Level (dependent on rotor)</b>	≤56 dB		

## Fixed Angle Rotor, GRF-m2.0-12

- Capacity : 12 x 1.5/2.0 mL
- Max. RPM / RCF : 13,500 / 12,300
- Hole angle from axis during rotation :  $\angle 45^\circ$
- Hole dimension ( $\varnothing \times L$ ,mm) : 11.1 x 39
- Hole bottom type : Round
- Max. height for tube fit (mm) : 50
- Supplied with a plastic snap fit lid, No ID ring









				
Tube				
Tube capacity (mL)	0.2	0.5	1.5/2.0	2.0 mL screw cap
Tube Dimension ( $\varnothing \times L$ , mm)	6 x 8	8 x 30	11 x 38	10.1 x 46
Adapter			None	None
Cat No.	GAS-m0.2(2)	GAS-m0.5(2)	-	-
Adaptor hole dimension ( $\varnothing \times L$ ,mm)	6.5 x 23	8 x 31	-	-
Adaptor hole bottom type	Open	Open	-	-
Max. radius (mm)*	43.5	50.5	60.4	60.4
Max. RCF (g-force)*	8,863	10,290	12,300	12,300

## Fixed Angle Rotor, GRF-m2.0-12-b

- Capacity : 12 x 1.5/2.0 mL
- Max. RPM / RCF : 13,500 / 12,300
- Hole angle from axis during rotation :  $\angle 45^\circ$
- Hole dimension ( $\varnothing \times L$ ,mm) : 11.1 x 39
- Hole bottom type : Round
- Max. height for tube fit (mm) : 50
- Supplied with a anodized aluminum lid and two O-rings inserted, No ID ring



				
Tube				
Tube capacity (mL)	0.2	0.5	1.5/2.0	2.0 mL screw cap
Tube Dimension ( $\varnothing \times L$ , mm)	6 x 8	8 x 30	11 x 38	10.1 x 46
Adapter			None	None
Cat No.	GAS-m0.2(2)	GAS-m0.5(2)	-	-
Adaptor hole dimension ( $\varnothing \times L$ ,mm)	6.5 x 23	8 x 31	-	-
Adaptor hole bottom type	Open	Open	-	-
Max. radius (mm)*	43.5	50.5	60.4	60.4
Max. RCF (g-force)*	8,863	10,290	12,300	12,300

## Fixed Angle Rotor, GRF-m1.8-10

- Capacity : 10 x 1.8 mL Cryotube
- Max. RPM / RCF : 13,500 / 12,300
- Hole angle from axis during rotation :  $\angle 45^\circ$
- Hole dimension ( $\varnothing \times L, \text{mm}$ ) : 12.8 x 32
- Hole bottom type : Flat
- Max. height for tube fit (mm) : 50
- Supplied with a plastic snap fit lid, No ID ring



Tube

Tube capacity (mL)	1.8 mL cryotube
Tube dimension ( $\Phi \times L, \text{mm}$ )	12.5 x 45
Max. radius (mm)	60.4
Max. RCF (g-force)	12,300

## Fixed Angle Rotor, GRA-s0.2-32

- Capacity : 4 x 8-Tube PCR strips, 32 x 0.2 mL
- Max. RPM / RCF : 6,000 / 1,850
- Hole angle from axis during rotation :  $\angle 45^\circ$
- Hole dimension ( $\varnothing \times L, \text{mm}$ ) : 6.5 x 3
- Hole bottom type : Open
- Max. height for tube fit (Up) : 10
- Max. height for tube fit (Down) : 12



Tube

Tube capacity (mL)	0.2	8-Strip tube
Tube dimension ( $\Phi \times L, \text{mm}$ )	6 x 8	6 x 8
Max. radius (mm)	Inner : 36.8 Outer : 46	Inner : 36.8 Outer : 46
Max. RCF (g-force)	Inner : 1,554 / Outer : 1,850	Inner : 1,554 / Outer : 1,850